


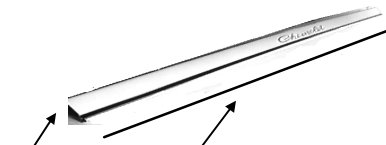
REAR TRIM- CORNER , COVE , TRUNK MLDGS.



C9074



B9092




B9097

B9096



B9267



C6407




B9100

H9093	1961 TRUNK "V" MLDG.	PR
H3950	1962 TAILLAMP COVE MLDGS.	PR
H3900	1962 UPPER TRUNK MLDG.	EA
C9074	1963 COVE PR CORNER (W/CLIPS)	PR
C6407	1964 COVE PANELS IMPALA 3 PCS	SET
B9100	1964 TRUNK SPLIT MOULDING	EA
B9097	1965 IMPALA CENTER COVE MLDG.	EA
B9096	1965 IMPALA/SS TRUNK LIP MLDG.	EA
B9092	1965 REAR IMPALA CORNER MLDGS	PR
B9267	1967 2-DR. REAR LAMP CORNERS	PR
B9267-C	1967 4-DR./CONV CORNERS	PR
B9193	1961 REAR "V" MLDG. CLIP	EA
C9075	1963 COVE MLDG. CLIPS	SET 12
B9092-1	1965 IMP COVE END CLIPS FITS B9092	SET

1937-48 CHEVY PASSENGER TAILLIGHT ASSYS.

1937-38 are 6 volt, 1941-48 are 12 volt



C4008T	1937-38' T\L RIM CHROME	EA
C4008L	1937-38 T-L ASSEMBLY PASS LH	EA
C4008R	1937-38 T-L ASSEMBLY PASS RH	EA
C4008LBD	1937-38 T-L ASSEMBLY PASS B-D	EA
C4008RBD	1937-38 T-L ASSEMBLY PASS B-D	EA
C7002X	12 VOLT KIT/WITH BULB Converts C4008 to 1157 bulb.	EA
C4003FL	1941-48 ASSY .L\H FITS ORIG.	EA
C4003FR	1941-48 ASSY R\H FITS ORIG.	EA
C4003F	1941-48 COMP. ASSEMBLY	EA
C4003FBD	1941-48 COMP. ASSY W\ BLUE DOT	EA
C4003-1	1941-48 T\L ASSY. BEZEL-STNLSS	EA
C4003-2	1941-48 T\L HOUSING GASKET	EA